

SystemFile

Specification

BISLEY

Our SystemFile range represents great value and choice.

From drawers to cupboards, tambour doors to combination units, our SystemFile range fits the needs of the modern, contemporary office. Flexible, affordable, high-quality, SystemFile looks great in any environment.



Features & Benefits

All units have adjustable levelling feet.

Key locking available as standard.

Multiple heights and widths available.

Choose from 22 paint finishes.

All units are 470mm deep.

Extensive range of internals can be ordered separately to maximise storage and filing options.

Ten-year warranty.

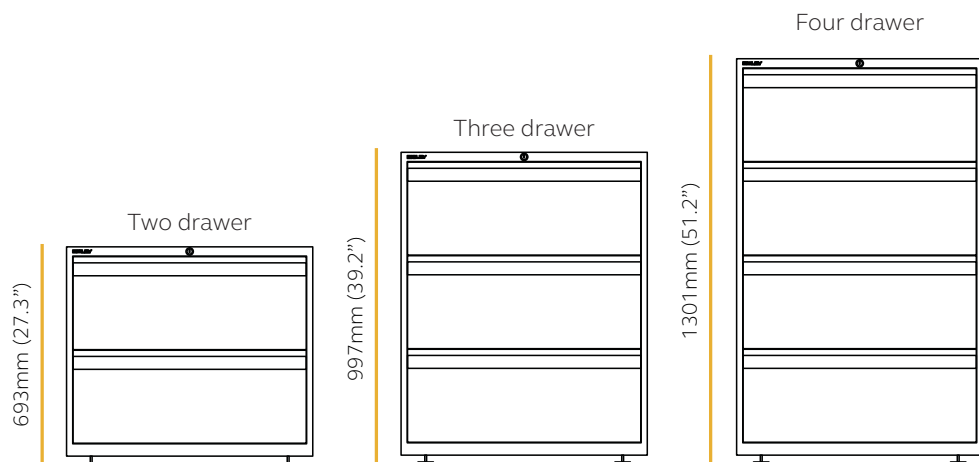
Quality meets value in this popular range, delivering a significant choice of dimensions and closures, so you can choose the best option for your workspace.



Range Overview

Drawers

All units are 470mm (18.5") deep.



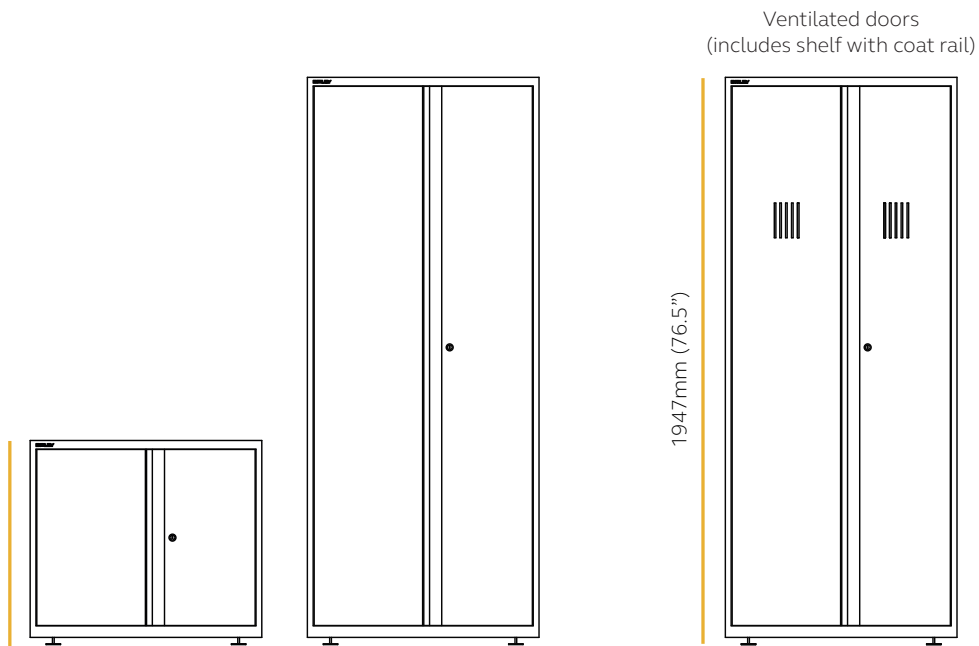
Available in: 800mm (31.5") & 1000mm (39.4")

Two Door Cupboards

All units are 470mm (18.5") deep.

Available in 8 heights:

- 693mm (27.3")
- 997mm (39.2")
- 1149mm (45.2")
- 1301mm (51.2")
- 1415mm (55.3")
- 1643mm (64.7")
- 1795mm (70.7")
- 1947mm (76.7")



Available in: 800mm (31.5") & 1000mm (39.4")

Available in: 800mm (31.5") & 1000mm (39.4")


Tambours

All units are 470mm (18.5") deep.

Single doors

Available in 5 heights:

693mm (27.3")
 997mm (39.2")
 1149mm (45.2")
 1301mm (51.2")
 1415mm (55.3)




Available in: 800mm (31.5")

Double doors

For 1000mm (39.4")
 1200mm (47.2") wide 8
 heights are available:

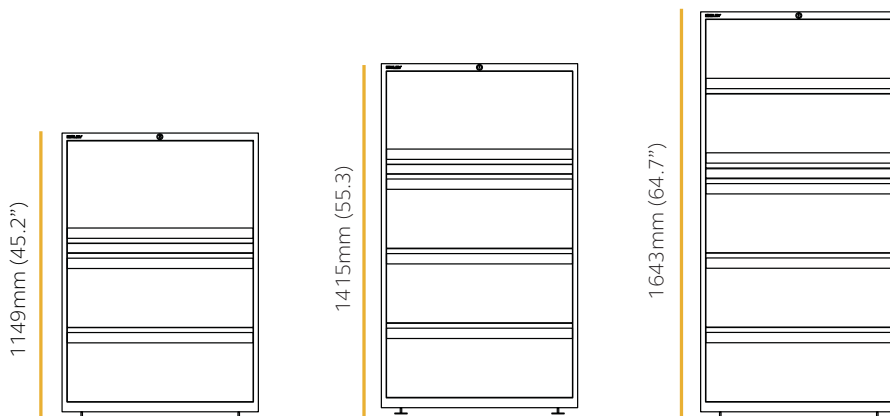
693mm (27.3")
 997mm (39.2")
 1149mm (45.2")
 1301mm (51.2")
 1415mm (55.3)
 1643mm (64.7")
 1795mm (70.7")
 1947mm (76.7")



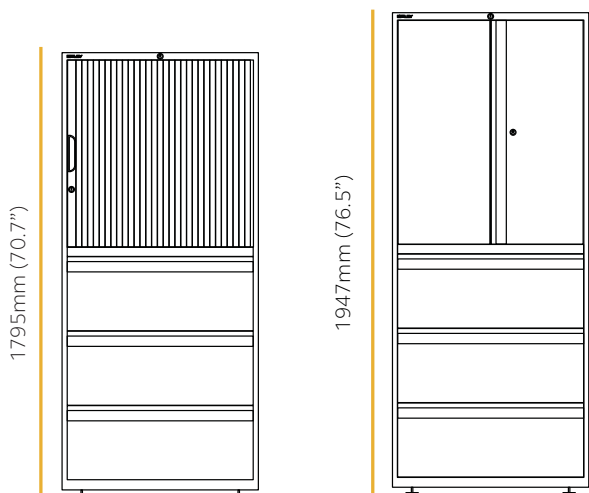
Available in: 1000mm (39.4") & 1200mm (47.2")

Combination units

All units are 470mm (18.5") deep.



Available in: 800mm (31.5") & 1000mm (39.4")



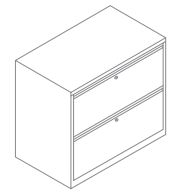
Available in: 800mm (31.5") & 1000mm (39.4")

Drawer Units

W: 800mm (31.5") D: 470mm (18.5")

All drawers include file bars and cross rails

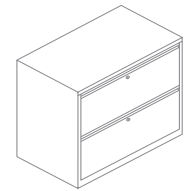
Product Code	Description	Height
SYC08/0/2	Two 305mm (12") drawers & counterbalance	693mm (27.7")
SYC08/0/3	Three 305mm (12") drawers & counterbalance	997mm (39.2")
SYC08/0/4	Four 305mm (12") drawers & counterbalance	1301mm (51.2")



SYC08/0/2

W: 1000mm (39.4") D: 470mm (18.5")

Product Code	Description	Height
SYC10/0/2	Two 305mm (12") drawers & counterbalance	693mm (27.7")
SYC10/0/3	Three 305mm (12") drawers & counterbalance	997mm (39.2")
SYC10/0/4	Four 305mm (12") drawers & counterbalance	1301mm (51.2")

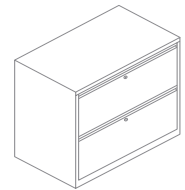


SYC10/0/2

Individually Locking Drawers

W: 800mm (31.5") D: 470mm (18.5")

Product Code	Description	Height
SYCI08/20/0/2	Two 305mm (12") drawers with security drawer divider plates	693mm (27.7")
SYCI08/30/0/3	Three 305mm (12") drawers with security drawer divider plates	997mm (39.2")
SYCI08/40/0/4	Four 305mm (12") drawers with security drawer divider plates	1301mm (51.2")

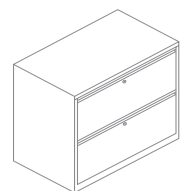


SYCI08/20/0/2

Individually Locking Drawers

W: 1000mm (39.4") D: 470mm (18.5")

Product Code	Description	Height
SYCI10/20/0/2	Two 305mm (12") drawers with security drawer divider plates	693mm (27.7")
SYCI10/30/0/3	Three 305mm (12") drawers with security drawer divider plates	997mm (39.2")
SYCI10/40/0/4	Four 305mm (12") drawers with security drawer divider plates	1301mm (51.2")

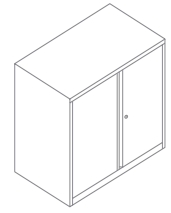


SYCI08/20/0/2

Two Door Cupboards

W: 800mm (31.5") D: 470mm (18.5")

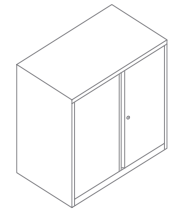
SYD08/2 H: 693mm (27.2")	SYD08/3 H: 997mm (39.2")	SYD08/34 H: 1149mm (45.2")	SYD08/4 H: 1301mm (51.2")	SYD08/43 H: 1415mm (55.7")
SYD08/50 H: 1643mm (64.7")	SYD08/54 H: 1795mm (70.5")	SYD08//6 H: 1947mm (76.5")		



SYD08/34

W: 1000mm (39.4") D: 470mm (18.5")

SYD10/2 H: 693mm (27.2")	SYD10/3 H: 997mm (39.2")	SYD10/34 H: 1149mm (45.2")	SYD10/4 H: 1301mm (51.2")	SYD10/43 H: 1415mm (55.7")
SYD10/50 H: 1643mm (64.7")	SYD10/54 H: 1795mm (70.5")	SYD10/6 H: 1947mm (76.5")		

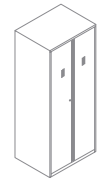


SYD10/34

Two Door Cupboards - Ventilated

W: 800mm (31.5") D: 600mm (23.6")

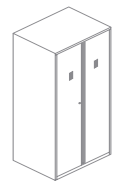
Product Code	Description	Height
SYD08/6/C	Ventilated doors (includes shelf with coat rail)	1947mm (76.5")



SYD08/6/C

W: 1000mm (39.4") D: 600mm (23.6")


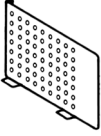
Product Code	Description	Height
SYD10/6/C	Ventilated doors (includes shelf with coat rail)	1947mm (76.5")



SYD10/6/C

Cupboard Internal Options

Product Code	Description	Width	
BIC08BSPS:T5	Basic shelf – 27.5mm (1.1”) thick	800mm (31.5”)	
BIC10BSPS:T5	-	1000mm (39.4”)	
BIC08BSUPS	Basic shelf with undershelf filing	800mm (31.5”)	BIC08BSPS:T5
BIC10BSUPS	-	1000mm (39.4”)	
CTCSH086PS	Basic shelf for coat cupboard 600mm (23.6”) depth	800mm (31.5”)	
CTCSH106PS	-	1000mm (39.4”)	BIC08BSUPS
BIC08LRPS	Lateral rail	800mm (31.5”)	
BIC10LRPS	-	1000mm (39.4”)	BIC08LRPS
BIC08RFAPS	Roll-out filing frame	800mm (31.5”)	
BIC10RFAPS	-	1000mm (39.4”)	BIC08RFAPS
BICCRPS	Cross rails for front to back suspension filing	N/A	
BIC08DRSPS	Roll-out shelf	800mm (31.5”)	
BIC10DRSPS	-	1000mm (39.4”)	BICCRPS
BIC08NBSPS	Narrow basic shelf – 25mm (1”) thick	800mm (31.5”)	
BIC10NBSPS	-	1000mm (39.4”)	
BIC08CRPS	Shelf with coat rail front to back - for 470mm deep units	800mm (31.5”)	BIC08CRPS
BIC10CRPS	-	1000mm (39.4”)	
BIC08SSPDPS:T5	Slotted shelf – 27.5mm (1”) thick, slotted for plastic dividers	800mm (31.5”)	BIC08SSPDPS:T5
BIC10SSPDPS:T5	-	1000mm (39.4”)	
BIC08SSUPDPS:T5	Slotted shelf with undershelf filing – 27.5mm (1”) thick, slotted for plastic dividers	800mm (31.5”)	BIC08SSUPDPS:T5
BIC10SSUPDPS:T5	-	1000mm (39.4”)	

Product Code	Description	Width	
SHDV65P5PS	Plastic shelf dividers (pack of 5)	N/A	
MSDIV431P2	Steel shelf dividers (clip on design) (pack of 2)	N/A	SHDV65P5PS
PGNHLESET	Plastic Pigeon hole set (includes dividers and intershelves - for use with slotted shelves only (slotted shelf not included))	N/A	 MSDIV431P2

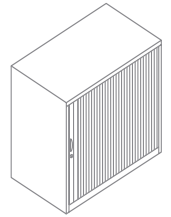
All interior components are supplied in black (except plastic shelf dividers & pigeon hole set supplied in translucent plastic)

Tambour units

Single Units

W: 800mm (31.5") D: 470mm (18.5")

SYT08/2.* H: 693mm (27.3")	SYT08/3.* H: 997mm (39.2")	SYT08/34.* H: 1149mm (45.2")	SYT08/4.* H: 1301mm (51.2")	SYT08/43.* H: 1415mm (55.7")
-------------------------------	-------------------------------	---------------------------------	--------------------------------	---------------------------------

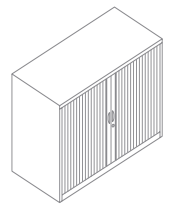


SYT08/34.*

Double Units

W: 1000mm (39.4") D: 470mm (18.5")

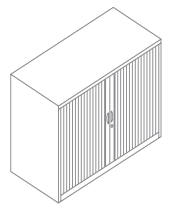
SYT10/2.* H: 693mm (27.3")	SYT10/3.* H: 997mm (39.2")	SYT10/34.* H: 1149mm (45.2")	SYT10/4.* H: 1301mm (51.2")	SYT10/43.* H: 1415mm (55.7")
SYT10/50.* H: 1643mm (64.7")	SYT10/54.* H: 1795mm (70.7")	SYT10/6.* H: 1947mm (76.6")		



SYT10/34.*

W: 1200mm (47.2") D: 470mm (18.5")

SYT12/2.* H: 693mm (27.3")	SYT12/3.* H: 997mm (39.2")	SYT12/34.* H: 1149mm (45.2")	SYT12/4.* H: 1301mm (51.2")	SYT12/43.* H: 1415mm (55.7")
SYT12/50.* H: 1643mm (64.7")	SYT12/54.* H: 1795mm (70.7")	SYT12/6.* H: 1947mm (76.6")		



SYT12/34.*

Tambour Internal Options

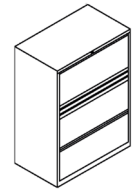
Product Code	Description	Width	
BIT08BSPS:T5	Basic shelf – 25mm (1”) thick	800mm (31.5”)	
BIT10BSPS:T5	-	1000mm (39.4”)	
BIT12BSPS:T5	-	1200mm (47.2”)	BIT08BSPS:T5
BIT08BSUPS	Basic shelf with undershelf filing – 27.5mm (1”) thick	800mm (31.5”)	
BIT10BSUPS	-	1000mm (39.4”)	
BIT12BSUPS	-	1200mm (47.2”)	BIT08BSUPS
BIT08LRPS	Lateral rail adjustable range 190-330mm (13.0”) (7.5-13”)	800mm (31.5”)	
BIT10LRPS	-	1000mm (39.4”)	BIT08LRPS
BIT12LRPS	-	1200mm (47.2”)	
BIT08RFAPS	Roll-out filing frame	800mm (31.5”)	
BIT10RFAPS	-	1000mm (39.4”)	BIT08RFAPS
BIT12RFAPS	-	1200mm (47.2”)	
BITCRPS	Cross rails (pair) for front to back suspension	N/A	
BIT08RDAPS	Roll-out 101.6mm (4”) drawer	800mm (31.5”)	
BIT10RDAPS	-	1000mm (39.4”)	
BIT12RDAPS	Roll-out 101.6mm (4”) drawer	1200mm (47.2”)	BIT08RDAPS
BIT08RSPS	Roll-out reference shelf (tambours only)	800mm (31.5”)	
BIT10RSPS	-	1000mm (39.4”)	
BIT12RSPS	-	1200mm (47.2”)	BIT08CRPS
BIACB08PS	Counterbalance*	800mm (31.5”)	
BIACB10PS	-	1000mm (39.4”)	
BIACB12PS	-	1200mm (47.2”)	
BIT08CRPS	Shelf with coat rail front to back	800mm (31.5”)	BIT08SSUPDPS:T5
BIT10CRPS	-	1000mm (39.4”)	
BIT12CRPS	-	1200mm (47.2”)	
BIT08SSPDPS:T5	Slotted shelf – 27.5mm (1”) for plastic dividers	800mm (31.5”)	
BIT10SSPDPS:T5	-	1000mm (39.4”)	

Product Code	Description	Width	
BIT12SSPDPS:T5	-	1200mm (47.2")	
BIT08SSUPDPS:T5	Slotted shelf with undershelf filing – 27.5mm (1") for plastic dividers	800mm (31.5")	SHDV65P5PS
BIT10SSUPDPS:T5	-	1000mm (39.4")	
BIT12SSUPDPS:T5	-	1200mm (47.2")	MSDIV431P2
SHDV65P5PS	Plastic shelf dividers (pack of 5)	N/A	
BIAD4P3PS	101.6mm (4") drawer dividers (3 pack)	N/A	
MSDIV431P2	Steel shelf dividers (clip on design) (pack of 2)	N/A	
PGNHLESET	Plastic pigeon hole set (includes dividers and inter-shelves - for use with slotted shelves only (slotted shelf not included)	N/A	

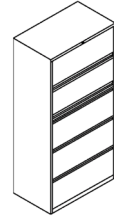
Combination Units

W: 800mm (31.5") D: 470mm (18.5")

Product Code	Description	Height
SYC08/34/1/2	One 419.1mm (16.5") flipper, two drawers & counterbalance	1149mm (45.2")
SYC08/43/1/3	One 381mm (15") flipper, three drawers & counterbalance	1415mm (55.7")
SYC08/50/2/3	Two 305mm (12") flippers, lateral rails, three drawers & counterbalance	1643mm (64.7")
SYC08/2/3	Two 381mm (15") flippers, shelf & three drawers	1795mm (70.5")
SYC08/2/4	Two 305mm (12") flippers, lateral rails & four drawers	1947mm (76.5")
SYC08/30D/3	762mm (30") doors, one adjustable shelf & three drawers	1795mm (70.5")
SYC08/36D/3	914.4mm (36") doors, one adjustable shelf & three drawers	1947mm (76.5")
SYC08/30T*/3	762mm (30") tambour, one adjustable shelf & three drawers	1795mm (70.5")



SYC08/34/1/2



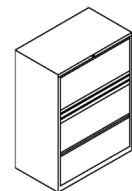
SYC08/50/2/3

*add digits for shutter colours.

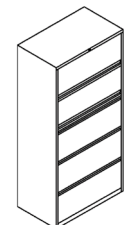
Top panel is 472mm (18.5") deep. All drawers include file bars and cross rails as required. Adjustable levelling feet fitted as standard.

W: 1000mm (39.4") D: 470mm (18.5")

Product Code	Description	Height
SYC10/34/1/2	One 419.1mm (16.5") flipper, two drawers & counterbalance	1149mm (45.2")
SYC10/43/1/3	One 381mm (15") flipper, three drawers & counterbalance	1415mm (55.7")
SYC10/50/2/3	Two 305mm (12") flippers, lateral rails, three drawers & counterbalance	1643mm (64.7")
SYC10/2/3	Two 381mm (15") flippers, shelf & three drawers	1795mm (70.5")
SYC10/2/4	Two 305mm (12") flippers, lateral rails & four drawers	1947mm (76.5")
SYC10/30D/3	762mm (30") doors, one adjustable shelf & three drawers	1795mm (70.5")
SYC10/36D/3	914.4mm (36") doors, one adjustable shelf & three drawers	1947mm (76.5")
SYC10/30T*/3	762mm (30") tambour, one adjustable shelf & three drawers	1795mm (70.5")



SYC10/34/1/2



SYC10/50/2/3

Combination Units Internal Options

Product Code	Description	Width	
BIC08BSPS:T5	Basic shelf – 25mm (1”) thick	800mm (31.5”)	
BIC10BSPS:T5	Basic shelf – 25mm (1”) thick	1000mm (39.4”)	
BIC08BSUPS	Basic shelf with undershelf filing – 27.5mm (1”) thick	800mm (31.5”)	BIC08BSPS:T5
BIC10BSUPS	Basic shelf with undershelf filing – 27.5mm (1”) thick	1000mm (39.4”)	 BIC08BSUPS
BIC08LRPS	Lateral rail	800mm (31.5”)	
BIC10LRPS	Lateral rail	1000mm (39.4”)	
BIC08LRFPS	Lateral rail for 305mm (12”) flipper door	800mm (31.5”)	BIC08LRPS
BIC10LRFPS	Lateral rail for 305mm (12”) flipper door	1000mm (39.4”)	
BIC08RFAPS	Roll-out filing frame	800mm (31.5”)	 BIC08RFAPS
BIC10RFAPS	Roll-out filing frame	1000mm (39.4”)	
BITCRPS (tambour)	Cross rails (pair) for front to back filing	N/A	
BICCRPS (cupboard)	Cross rails (pair) for front to back filing	N/A	
BIC08FBPS	File bar (1 needed per drawer)	800mm (31.5”)	BIC08FBPS
BIC10FBPS	File bar (1 needed per drawer)	1000mm (39.4”)	
BIC08DRSPS	Roll-out shelf	800mm (31.5”)	 BIC08NBSPS
BIC10DRSPS	Roll-out shelf	1000mm (39.4”)	
BIC08NBSPS	Narrow basic shelf – 25mm (1”) thick	800mm (31.5”)	
BIC10NBSPS	Narrow basic shelf – 25mm (1”) thick	1000mm (39.4”)	
BIC08CRPS	Shelf with coat rail front to back	800mm (31.5”)	BIC08CRPS
BIC10CRPS	Shelf with coat rail front to back	1000mm (39.4”)	
BIC08SSPDPS:T5	Slotted shelf – 27.5mm (1”) for plastic dividers	800mm (31.5”)	
BIC10SSPDPS:T5	Slotted shelf – 27.5mm (1”) for plastic dividers	1000mm (39.4”)	

Product Code	Description	Width	
BIC08SSUPDPS:T5	Slotted shelf with undershelf filing – 27.5mm (1”) for plastic dividers	800mm (31.5”)	
BIC10SSUPDPS:T5	Slotted shelf with undershelf filing – 27.5mm (1”) for plastic dividers	1000mm (39.4”)	SHDV65P5PS
SHDV65P5PS	Plastic shelf dividers (pack of 5)	N/A	
MSDIV431P2	Steel shelf dividers (clip on design) (pack of 2)	N/A	PGNHLESET
PGNHLESET	Plastic Pigeon hole set (includes dividers and intershelves - for use with slotted shelves only (slotted shelf not included))	N/A	



Specification Notes

Locking options:

All SystemFile Drawers, Two Door Cupboards and Tambour Units are supplied with AB locks as standard.

AB



For alternative locking options please speak to your Bisley representative.

Finish options:

All SystemFile units are available in the Performance paint palette.



Vision paint palette

Vision paint palette = +5%

Tambour units:

For shutter colours please add the relevant below suffix to the code listed, for example:

For Light Grey shutters code SYT08/2.* becomes SYT08/2.1

- Suffix '**1**' for Light Grey shutters
- Suffix '**9**' for Dark Grey shutters
- Suffix '**5**' for Black shutters
- Suffix '**2**' for Cream shutters
- Suffix '**EW**' for White shutters
- Suffix '**SL**' for Silver shutters*
- Suffix '**MP**' for Maple shutters*
- Suffix '**BC**' for Beech shutters*

*5% surcharge applies

The above shutter finishes are also available for SystemFile Combination Unit shutter closures.

Please add the above suffixes to the listed Combination Unit codes. For example:

SYC08/30T.*/3 with Black tambour shutter becomes SYC08/30T.5/

Additional information:

All SystemFile Units are height adjustable up to 24mm (1") in total unless otherwise stated.

Internal specification:

All SystemFile Drawers have a slotted drawer body and open back, and will include file bars and cross rails.

All Two Door Cupboards and Tambour Units will be supplied empty, please ensure internals are ordered as required. Please see page 159 for internal options.

All internals are supplied in black except plastic shelf dividers and pigeon hole sets supplied in translucent plastic.

Safety warning

It is recommended that all cabinets below 1300mm (51.2") high should be fitted with a counterbalance if any pull out elements are fitted. Pull out elements should only be fitted in the lower half of the cabinets.

BISLEY