

LOCKERWALL



BISLEY

Helping you work better anywhere

AN INCREASINGLY MOBILE AND AGILE WORKFORCE NEEDS VERSATILE, HARDWORKING STORAGE.

For over 80 years, we have been creating products that are reassuringly flexible, responding to the changing workplace with practical solutions.

LockerWall by Bisley is the fully integrated, optimum storage system that delivers dependable security, without dominating your space or sacrificing your style.

The rise in personal storage requirements is at the forefront of a modern, productive workplace. What was once banished to cloakrooms or basements is now a firmly established part of the front office landscape.

Our personal storage solutions can help free up space, promote productivity and give everyone a sense of belonging.

We can help you reinvent how your office looks, works and flows. Fully customisable, LockerWall can disappear into an existing alcove, run along walls or act as a zone divider and perch point - it can become an extension of your brand, or stand out as you wish. The sleek scribing and flush fronts hide robust storage in plain sight.

LockerWall - bringing personal space into open space.





PRODUCT BENEFITS

- **Secure** – A choice of three lock options to keep your personal belongings safe
- **Integrated** – Maximise storage without sacrificing valuable floor space with compact, integrated installations which can be fitted against existing walls or into alcoves
- **Sleek** – Multiple finish options, flush fronted soft-close doors and scribing panels create stylish yet hardworking storage
- **Customisable** – Mix and match internal accessories and decorative additions to create a flexible storage solution for the workforce
- **Colourful** – With a breadth of MFC and steel colour options, you can make a statement in the workspace or blend into the existing style

PRODUCT FEATURES

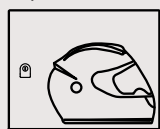
- Locker compartments available in five heights, one width and one depth
- Variety of door combinations for each module
- Choice of MFC or steel doors in a variety of colours and finishes
- Choice of three standard locking options including key, combination and digital locks
- Option to add a lockable top box to the top of locker modules for extra storage space
- Multiple MFC plinth and scribing panel sizes create a bespoke look
- Broad range of internal configurations and accessories available including adjustable shelves, hooks and postal slot
- Option to add a recessed fitted perch area to banks of lockers
- Decorative tops and wraps available in a range of MFC finishes
- Optional USB power
- Numbering and decorative vinyl graphics can be added to doors
- Soft close doors with 100° opening hinges
- Five-year guarantee
- Made in the UK

DIMENSIONS AND CAPACITY GUIDE

The LockerWall range comprises of six individual door sizes, configured into 1, 2, 3, 4 or 5 door columns to create banks of lockers. The range also includes a single, lockable top box.

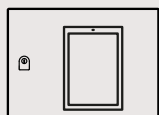
INDIVIDUAL DOOR DIMENSIONS

Top Box




Internal
Height 363mm
Width 464mm
Depth 450mm

External
Height 400mm
Width 500mm
Depth 500mm




Internal
Height 332mm
Width 464mm
Depth 450mm

External
Height 360mm
Width 500mm
Depth 500mm




Internal
Height 422mm
Width 464mm
Depth 450mm

External
Height 450mm
Width 500mm
Depth 500mm



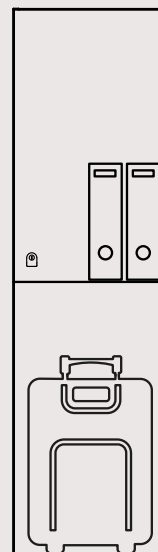
Internal
Height 572mm
Width 464mm
Depth 450mm

External
Height 600mm
Width 500mm
Depth 500mm



Internal
Height 782mm
Width 464mm
Depth 450mm

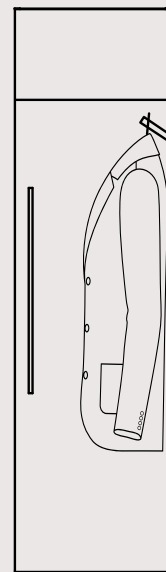
External
Height 900mm
Width 500mm
Depth 500mm



Internal
Height 782mm
Width 464mm
Depth 450mm

External
Height 1800mm
Width 500mm
Depth 500mm

(top and bottom)



Internal
Height 1422mm
Width 464mm
Depth 550mm

External
Height 1800mm
Width 500mm
Depth 600mm

(bottom)

RANGE OVERVIEW

All lockers are 500mm deep with the exception of the cupboard which is 600mm deep. Add 100mm to the height of the modules for the plinth.

